

CHELAN COUNTY

MONTHLY FINANCIAL REPORT

APRIL 2012



HIGHLIGHTS:

General Fund summary, projected and actual:

| | Projected Year-to-Date | Actual Year-to-Date |
|----------------------------|---------------------------|------------------------|
| Revenue | 9,514,366 | 10,085,472 |
| Expenditures | 10,111,637 | 10,167,770 |
| Net Income (Deficit) | (597,271) | (82,298) |
| Beginning Fund Balance | 1,600,000 | 2,231,455 |
| Current Fund Balance | 1,002,729 | 2,149,157 |
| Ending Cash Balance | | 3,530,150 |

The above projected numbers do not include emergency appropriations or unbudgeted revenue. Expenditures, revenues, and fund balances in this report are compiled on the modified accrual basis.



Prepared by:
Brad Posenjak, CPA
 Chief Deputy Auditor
 (509) 667-6655
brad.posenjak@co.chelan.wa.us

Previous monthly financial reports are available at http://www.co.chelan.wa.us/ad/accounting/county_budget.htm

GENERAL FUND - BY CATEGORY

Through April 30, 2012

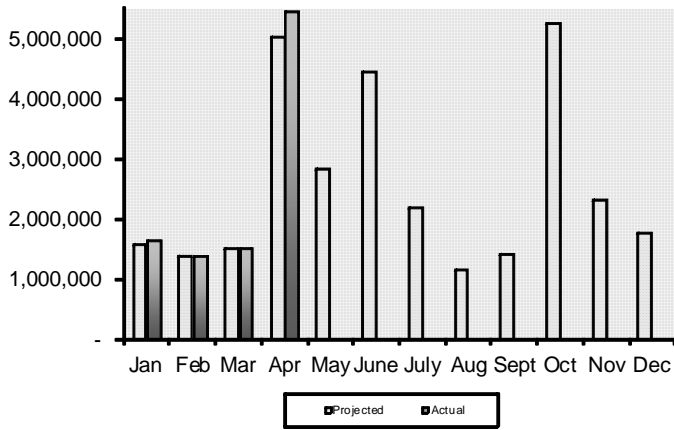
| REVENUE | Month-To-Date | | | Year-To-Date | | |
|------------------------------|------------------|------------------|-----------------|------------------|-------------------|-----------------|
| | Projected | Actual | Variance | Projected | Actual | Variance |
| Property Tax | 3,231,114 | 3,409,695 | 178,581 | 3,962,960 | 4,211,950 | 248,990 |
| Sales Tax | 294,791 | 296,169 | 1,378 | 1,420,819 | 1,504,912 | 84,093 |
| Prop. Tax Penalty & Interest | 68,427 | 144,656 | 76,230 | 244,859 | 374,738 | 129,879 |
| Building and Planning Fees | 76,781 | 135,121 | 58,340 | 265,302 | 315,159 | 49,857 |
| PILT | 0 | 0 | 0 | 0 | 0 | 0 |
| PUD Priviledge Tax | 0 | 0 | 0 | 0 | 0 | 0 |
| Liquor X & P | 13,936 | 15,483 | 1,547 | 49,176 | 49,042 | (134) |
| Wenatchee Court | 15,004 | 21,684 | 6,680 | 48,644 | 65,255 | 16,611 |
| Law Enforcement Contracts | 522,180 | 612,685 | 90,505 | 1,118,957 | 1,174,942 | 55,985 |
| Recording Fees | 11,958 | 11,501 | (457) | 45,289 | 45,437 | 148 |
| Motor Vehicle Licensing | 39,468 | 36,768 | (2,700) | 122,709 | 121,469 | (1,240) |
| Probation Services | 22,926 | 15,450 | (7,476) | 87,329 | 77,190 | (10,140) |
| Interfund Payments | 203,029 | 206,238 | 3,208 | 505,927 | 497,915 | (8,013) |
| Court Fines | 61,599 | 57,146 | (4,453) | 263,370 | 205,803 | (57,567) |
| Treasury Interest | 5,980 | 18,782 | 12,802 | 31,990 | 48,612 | 16,622 |
| Grants\Entitlements | 297,193 | 238,957 | (58,236) | 763,492 | 686,998 | (76,494) |
| Other * | 175,372 | 256,680 | 81,308 | 583,542 | 706,052 | 122,510 |
| TOTAL | 5,039,758 | 5,477,015 | 437,257 | 9,514,366 | 10,085,472 | 571,106 |

| EXPENDITURES | Month-To-Date | | | Year-To-Date | | |
|-----------------------------|------------------|------------------|----------------|-------------------|-------------------|---------------|
| | Projected | Actual | Variance | Projected | Actual | Variance |
| 10 - Salaries & Wages | 1,167,977 | 1,156,292 | (11,684) | 4,689,103 | 4,619,064 | (70,039) |
| 20 - Personnel Benefits | 458,362 | 440,009 | (18,353) | 1,873,558 | 1,805,706 | (67,852) |
| 30 - Supplies | 39,926 | 44,925 | 4,999 | 148,323 | 244,349 | 96,026 |
| 40 - Other Services/Charges | 476,671 | 666,089 | 189,418 | 1,613,505 | 1,691,455 | 77,950 |
| 50 - Intergovernmental Svcs | 45,017 | 35,724 | (9,292) | 125,866 | 159,718 | 33,853 |
| 90 - Interfund Payments | 444,061 | 443,753 | (308) | 1,661,283 | 1,647,479 | (13,804) |
| 00 - Reclassifications | 0 | 0 | 0 | 0 | 0 | 0 |
| TOTAL | 2,632,013 | 2,786,793 | 154,779 | 10,111,637 | 10,167,770 | 56,133 |

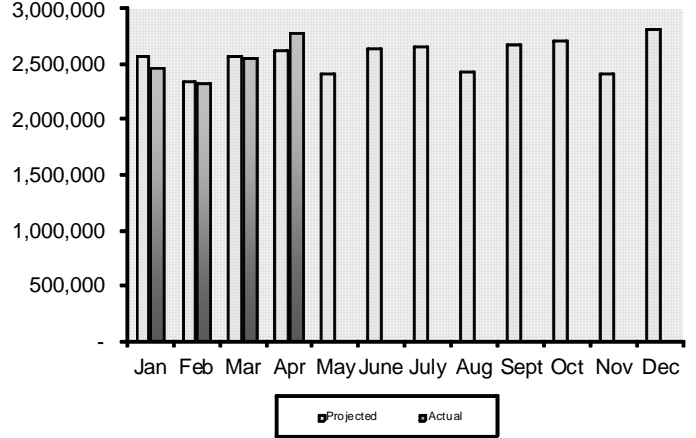
Projected columns are calculated by comparing actuals from the past five years on a monthly basis.
The monthly averages are then applied to the 2012 budget.

* Other revenues include various small fees, grants, and state funds.

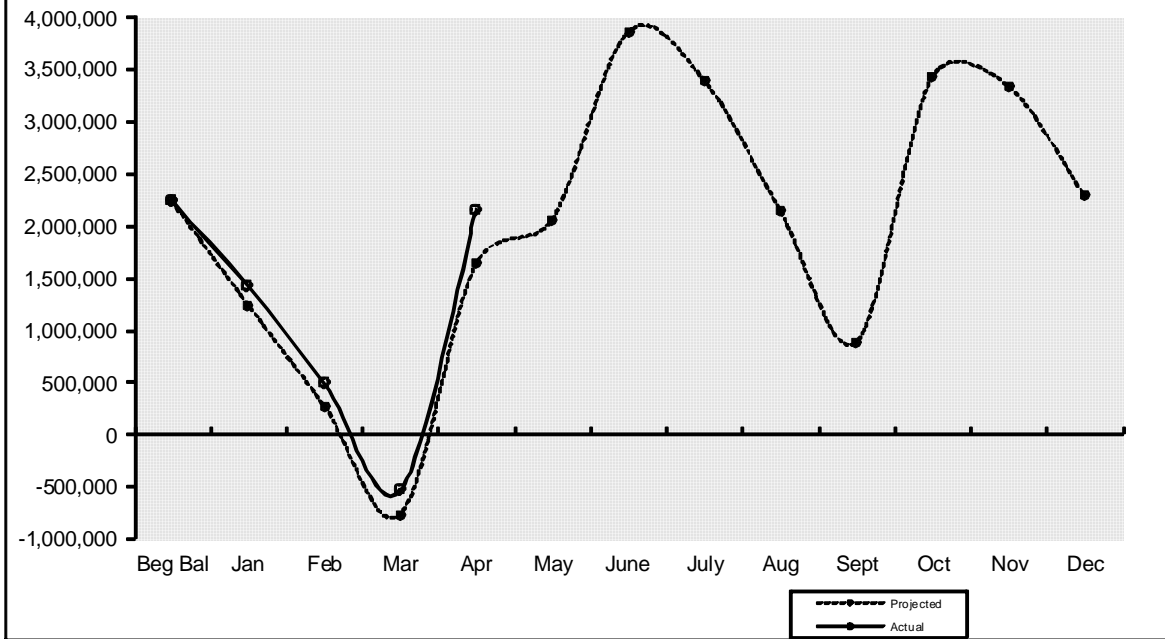
MONTHLY GENERAL FUND REVENUES



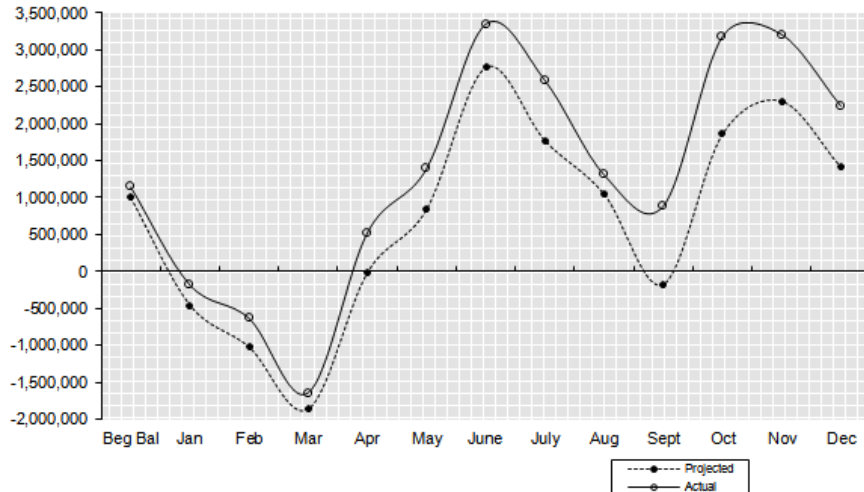
MONTHLY GENERAL FUND EXPENDITURES



2012 GENERAL FUND BALANCE



2011 GENERAL FUND BALANCE



REVENUE

Through April 30, 2012

GENERAL FUND

| Dept # / Department | 2012 Budget | 2012 Actual | Balance | Percent Received |
|-------------------------------|-------------------|-------------------|-------------------|---------------------|
| 010 Reserve | 0 | 126 | (126) | 100.0% |
| 010 Assessor | 40 | 4 | 36 | 10.9% |
| 015 Auditor | 853,967 | 250,229 | 603,738 | 29.3% |
| 020 Community Development | 1,011,307 | 325,936 | 685,371 | 32.2% |
| 040 Clerk | 786,515 | 298,713 | 487,802 | 38.0% |
| 045 Commissioners | 9,153,453 | 1,875,016 | 7,278,437 | 20.5% |
| 050 Coroner | 15,000 | 9,835 | 5,165 | 65.6% |
| 052 Information Technology | 107,444 | 47,485 | 59,959 | 44.2% |
| 055 Facilities Maintenance | 634,294 | 234,351 | 399,943 | 36.9% |
| 065 District Court | 1,319,653 | 336,372 | 983,281 | 25.5% |
| 066 District Court Probation | 306,529 | 88,083 | 218,446 | 28.7% |
| 075 Extension Services | 56,385 | 10,616 | 45,769 | 18.8% |
| 085 Juvenile Services | 653,997 | 177,989 | 476,008 | 27.2% |
| 105 Non-Departmental | 623,440 | 345,757 | 277,683 | 55.5% |
| 139 Child Support Enforcement | 402,638 | 25,928 | 376,710 | 6.4% |
| 140 Prosecuting Attorney | 561,841 | 164,672 | 397,169 | 29.3% |
| 145 Sheriff * | 2,760,926 | 1,149,864 | 1,611,062 | 41.6% |
| 155 Superior Court System | 89,951 | 41,331 | 48,620 | 45.9% |
| 165 Treasurer | 1,093,218 | 491,214 | 602,004 | 44.9% |
| 170 Property Taxes | 10,572,216 | 4,211,951 | 6,360,265 | 39.8% |
| TOTALS | 31,002,814 | 10,085,472 | 20,917,342 | 32.5% |

SPECIFIC FUNDS

| Fund | 2012 Budget | 2012 Actual | Balance | Percent Received |
|-----------------------------|----------------|----------------|------------|---------------------|
| 110 County Roads | 17,422,317 | 3,475,397 | 13,946,920 | 19.9% |
| 119 Ohme Gardens | 206,690 | 20,716 | 185,974 | 10.0% |
| 125 Horticulture | 121,758 | 37,996 | 83,762 | 31.2% |
| 128 Noxious Weed | 299,951 | 91,104 | 208,847 | 30.4% |
| 180 Natural Resources | 3,977,152 | 127,545 | 3,849,607 | 3.2% |
| 405 Wenatchee River Park | 242,250 | 21,542 | 220,708 | 8.9% |
| 410 Expo Center | 146,162 | 25,499 | 120,663 | 17.4% |
| 411 Fair | 173,500 | 0 | 173,500 | 0.0% |
| 450 Regional Justice Center | 8,179,838 | 2,900,676 | 5,279,162 | 35.5% |
| 510 ER&R | 2,855,949 | 592,704 | 2,263,245 | 20.8% |
| 530 Motor Pool | 946,724 | 562,268 | 384,456 | 59.4% |

* Includes additional revenue budget than what was originally budgeted

EXPENDITURES

Through April 30, 2012

GENERAL FUND

| Dept # / Department | 2012 Budget | Budget Adjs | 2012 Actual | Balance | Percent Expended |
|-------------------------------|-------------------|----------------|-------------------|-------------------|---------------------|
| 010 Assessor | 1,107,849 | 0 | 346,305 | 761,544 | 31.3% |
| 015 Auditor | 1,058,166 | 0 | 373,907 | 684,259 | 35.3% |
| 016 Board of Equalization | 7,045 | 0 | 1,233 | 5,812 | 17.5% |
| 020 Community Development | 1,476,894 | 0 | 436,460 | 1,040,434 | 29.6% |
| 030 Civil Service Comm | 11,097 | 0 | 729 | 10,368 | 6.6% |
| 040 Clerk | 1,014,020 | 0 | 349,611 | 664,409 | 34.5% |
| 045 Commissioners | 657,054 | 0 | 227,324 | 429,730 | 34.6% |
| 050 Coroner | 168,850 | 0 | 47,802 | 121,048 | 28.3% |
| 052 Information Technology | 600,422 | 0 | 193,450 | 406,972 | 32.2% |
| 055 Facilities Maintenance | 1,466,271 | 0 | 422,651 | 1,043,620 | 28.8% |
| 065 District Court | 1,131,163 | 7,708 | 363,094 | 775,777 | 31.9% |
| 066 District Court Probation | 405,227 | 0 | 133,635 | 271,592 | 33.0% |
| 075 Extension Services | 275,735 | 0 | 79,778 | 195,957 | 28.9% |
| 085 Juvenile Services | 2,598,999 | 0 | 838,867 | 1,760,132 | 32.3% |
| 105 Non-Departmental | 7,215,183 | 0 | 2,512,366 | 4,702,817 | 34.8% |
| 139 Child Support Enforcement | 354,044 | 0 | 101,361 | 252,683 | 28.6% |
| 140 Prosecuting Attorney | 1,792,224 | 0 | 598,932 | 1,193,292 | 33.4% |
| 145 Sheriff | 7,982,690 | 75,000 | 2,649,227 | 5,408,463 | 32.9% |
| 155 Superior Court System | 963,606 | 0 | 300,272 | 663,334 | 31.2% |
| 165 Treasurer | 577,206 | 0 | 190,766 | 386,440 | 33.0% |
| TOTALS | 30,863,745 | 82,708 | 10,167,770 | 20,778,683 | 32.9% |

SPECIFIC FUNDS

| Fund | 2012 Budget | Budget Adjs | 2012 Actual | Balance | Percent Expended |
|-----------------------------|----------------|----------------|----------------|------------|---------------------|
| 110 County Roads | 17,803,477 | 0 | 2,587,415 | 15,216,062 | 14.5% |
| 119 Ohme Gardens | 227,142 | 0 | 54,929 | 172,213 | 24.2% |
| 125 Horticulture | 134,149 | 0 | 29,639 | 104,510 | 22.1% |
| 128 Noxious Weed | 311,633 | 0 | 81,803 | 229,830 | 26.2% |
| 180 Natural Resources | 3,999,676 | 0 | 330,713 | 3,668,963 | 8.3% |
| 405 Wenatchee River Park | 266,345 | 0 | 50,437 | 215,908 | 18.9% |
| 410 Expo Center | 136,308 | 0 | 54,311 | 81,997 | 39.8% |
| 411 Fair | 172,166 | 0 | 5,550 | 166,616 | 3.2% |
| 450 Regional Justice Center | 8,430,974 | 0 | 2,753,615 | 5,677,359 | 32.7% |
| 510 ER&R | 2,767,380 | 0 | 1,200,375 | 1,567,005 | 43.4% |
| 530 Motor Pool | 948,329 | 0 | 170,325 | 778,004 | 18.0% |

CASH & INVESTMENTS

| Fund | February 29, 2012 Cash & Investments | March 31, 2012 Cash & Investments | April 30, 2012 Cash & Investments |
|---------------------------------|--|---|---|
| 010 General | 1,856,250 | 925,548 | 3,530,150 |
| 110 County Roads | 3,110,024 | 3,387,469 | 5,100,086 |
| 119 Ohme Gardens | 77,419 | 72,186 | 64,685 |
| 125 Horticulture Pest & Disease | 31,546 | 30,092 | 41,450 |
| 128 Noxious Weed | 6,063 | 8,020 | 34,979 |
| 140 Cashmere-Dryden Airport | 34,218 | 32,482 | 30,669 |
| 180 Natural Resources | 126,393 | 72,148 | 89,766 |
| 190 Criminal Justice Tax | 1,288,426 | 1,331,001 | 1,170,460 |
| 301 REET 1 | 1,143,076 | 1,154,721 | 1,201,918 |
| 405 Wenatchee River Park | 60,136 | 58,115 | 51,797 |
| 410 Expo Center | 5,278 | 1,189 | 544 |
| 411 Fair | 14,153 | 14,134 | 11,460 |
| 450 Regional Justice Center | 1,055,558 | 1,057,631 | 997,911 |
| 510 ER&R | 1,706,010 | 1,707,497 | 1,460,665 |
| 526 Health Insurance | 234,066 | 240,256 | 230,620 |
| Motor Pool | 243,313 | 279,719 | 394,700 |
| 535 Unemployment Comp | 94,581 | 107,319 | 119,740 |
| 540 Tort Claims & Insurance | 36,729 | 22,424 | 296,076 |

Accounts Receivable Outstanding Older than 30 days

Auditor

| | | | |
|--------------|-----------|-------------------------------|----------|
| 010015-01237 | 4/16/2010 | North Meridian Title & Escrow | 3,132.00 |
| 010015-01242 | 5/7/2010 | North Meridian Title & Escrow | 4,410.00 |
| 010015-01252 | 5/19/2010 | North Meridian Title & Escrow | 5,889.00 |
| 010015-01256 | 6/2/2010 | North Meridian Title & Escrow | 5,216.00 |
| 010015-01266 | 6/21/2010 | North Meridian Title & Escrow | 5,265.00 |
| 010015-01270 | 7/1/2010 | North Meridian Title & Escrow | 7,446.00 |
| 010015-01281 | 7/19/2010 | North Meridian Title & Escrow | 3,019.00 |
| 010015-01568 | 3/20/2012 | Pateros School District | 104.76 |

Community Development

| | | | |
|--------------|-----------|-----------------------------|--------|
| 010020-00130 | 10/3/2011 | Chelan Co Natural Resources | 380.53 |
|--------------|-----------|-----------------------------|--------|

Sheriff

| | | | |
|--------------|-----------|------------------|-----------|
| 010145-00987 | 3/5/2012 | Grant County DEM | 11,522.19 |
| 010145-00989 | 3/22/2012 | Grant County DEM | 1,600.82 |
| 010145-00992 | 3/26/2012 | Forest Title III | 1,050.00 |

Public Works

| | | | |
|--------------|-----------|-----------------------------|-----------|
| 401001-01493 | 8/19/2010 | Tiedeman Construction | 4,969.00 |
| 403001-00271 | 2/6/2012 | WA St Dept of Ecology | 27,483.98 |
| 530001-00018 | 3/6/2012 | Chelan Co Natural Resources | 250.40 |
| 530001-00024 | 3/12/2012 | Chelan Co Community Devel | 1,628.00 |
| 530001-00025 | 3/12/2012 | Chelan Co Building Dept | 4,659.00 |

Noxious Weed

| | | | |
|--------------|----------|-------------------------------|--------|
| 128001-00043 | 1/3/2012 | WA St Dept of Natural Resourc | 439.94 |
|--------------|----------|-------------------------------|--------|

Parent Education

| | | | |
|--------------|----------|-------------------------------|-------|
| 136001-00022 | 3/6/2012 | Council for Children/Families | 34.97 |
|--------------|----------|-------------------------------|-------|

Community Services & Housing

| | | | |
|--------------|-----------|---------------------------|-----------|
| 163001-00014 | 10/7/2010 | DCTED - OCD - Housing Div | 22,727.95 |
|--------------|-----------|---------------------------|-----------|

Natural Resources

| | | | |
|--------------|------------|---------------------------------|-----------|
| 180001-00708 | 12/31/2011 | WA St Dept of Ecology | 9,191.01 |
| 180001-00713 | 12/31/2011 | National Fish & Wildlife Found | 2,022.12 |
| 180001-00714 | 12/31/2011 | National Fish & Wildlife Found | 18,641.10 |
| 180001-00717 | 12/31/2011 | WA St Dept of Ecology | 16,769.66 |
| 180001-00719 | 12/31/2011 | WA St Dept of Ecology | 0.14 |
| 180001-00720 | 12/31/2011 | Emergency Management WA | 1,136.31 |
| 180001-00722 | 12/31/2011 | Recreation/ Conservation Office | 36,257.59 |
| 180001-00723 | 12/31/2011 | Recreation/ Conservation Office | 7,511.33 |
| 180001-00724 | 12/31/2011 | Recreation/ Conservation Office | 3,897.24 |

Regional Justice Center

| | | | |
|--------------|------------|---------------------------|----------|
| 450001-01865 | 05/24/2011 | DHS/ICE | 147.00 |
| 450001-01876 | 06/06/2011 | DHS/ICE | 367.50 |
| 450001-01909 | 07/05/2011 | DHS/ICE | 955.50 |
| 450001-01941 | 08/02/2011 | DHS/ICE | 294.00 |
| 450001-01944 | 08/02/2011 | Score | 2,730.00 |
| 450001-01973 | 09/05/2011 | DHS/ICE | 441.00 |
| 450001-02014 | 10/04/2011 | DHS/ICE | 220.50 |
| 450001-02036 | 10/19/2011 | Douglas County | 337.30 |
| 450001-02052 | 11/02/2011 | DHS/ICE | 1,617.00 |
| 450001-02072 | 11/17/2011 | Douglas County | 4,050.53 |
| 450001-02083 | 12/05/2011 | DHS/ICE | 588.00 |
| 450001-02114 | 12/31/2011 | DHS/ICE | 661.50 |
| 450001-02142 | 02/02/2012 | DHS/ICE | 882.00 |
| 450001-02153 | 02/06/2012 | YWCA | 218.50 |
| 450001-02154 | 02/15/2012 | Department of Corrections | 417.35 |
| 450001-02180 | 03/05/2012 | YWCA | 91.50 |

Health Insurance

| | | | |
|--------------|------------|---------------|--------|
| 526001-00003 | 12/31/2010 | Daryl Mathena | 241.03 |
| 526001-00004 | 3/8/2011 | Daryl Mathena | 458.78 |

If any of these outstanding receivables have been paid, will not be paid, or need adjustment,
please contact the Chelan County Auditor's Accounting Office.